

Scaled data based on original data using
LM-79-08 Approved Method: Electrical and Photometric Measurements of Solid-
State Lighting Products

Test Report Prepared for
Cooper Lighting Solutions
(formerly Eaton)

Brand: McGRAW-EDISON

Report Number: P270151

Luminaire Tested: **GWC-AF-01-LED-E1-RW-7027-800**

Issue Date: 3/3/2020

Test Information

Test Method: LM-79-08
Report Number: P270151
TEST IS SCALED FROM IESNA LM-79-08 TEST DATA (P24166)
Test Lab: INNOVATION CENTER P2
Issue Date: 3/3/2020
Manufacturer: COOPER LIGHTING SOLUTIONS (FORMERLY EATON)
Product Line: MCGRAW-EDISON
Catalog Number: GWC-AF-01-LED-E1-RW-7027-800
Description: GALLEON WALL LUMINAIRE
(1) 70 CRI, 2700K, 800mA LIGHTSQUARE WITH 16 LEDS EACH AND RECTANGULAR WIDE OPTICS
Light Source: -
Ballast/Driver: ELECTRONIC DRIVER

Summary

Lumens per Lamp: N/A
Luminaire Lumens: 4560.9 lumens
Efficiency: N/A
Efficacy: 103.7 lumens/watt
Luminous Opening: Rectangular (W 0.5' x L: 0.5' x H: 0')
IES Classification: Type II - Medium - Full Cutoff
BUG Rating: B2 - U0 - G2

Input Watts (W): 44
Input Voltage (V): NR
Input Current (Ain): NR
Voltage Rise (V): NR
Power Factor: NR
Total Harmonic Distortion (THDi): NR
Frequency (hertz): 60
Stabilization Time: NR
Operation Time: NR
Ambient Temperature (°C): NR
Test Distance: 25 FT

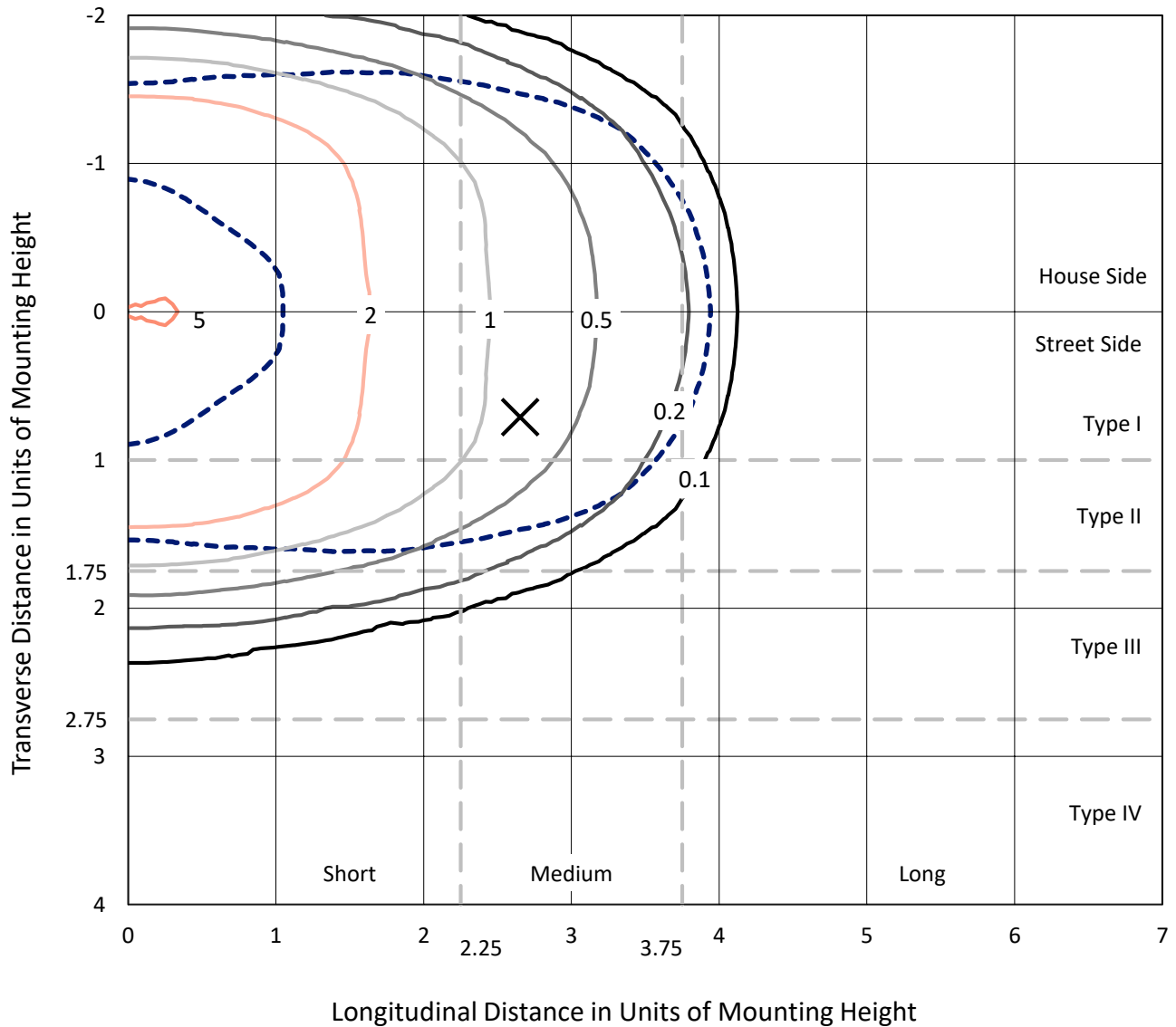


REPORT NUMBER: P270151

CATALOG NUMBER: GWC-AF-01-LED-E1-RW-7027-800

Iso-Footcandle Lines of Horizontal Illumination

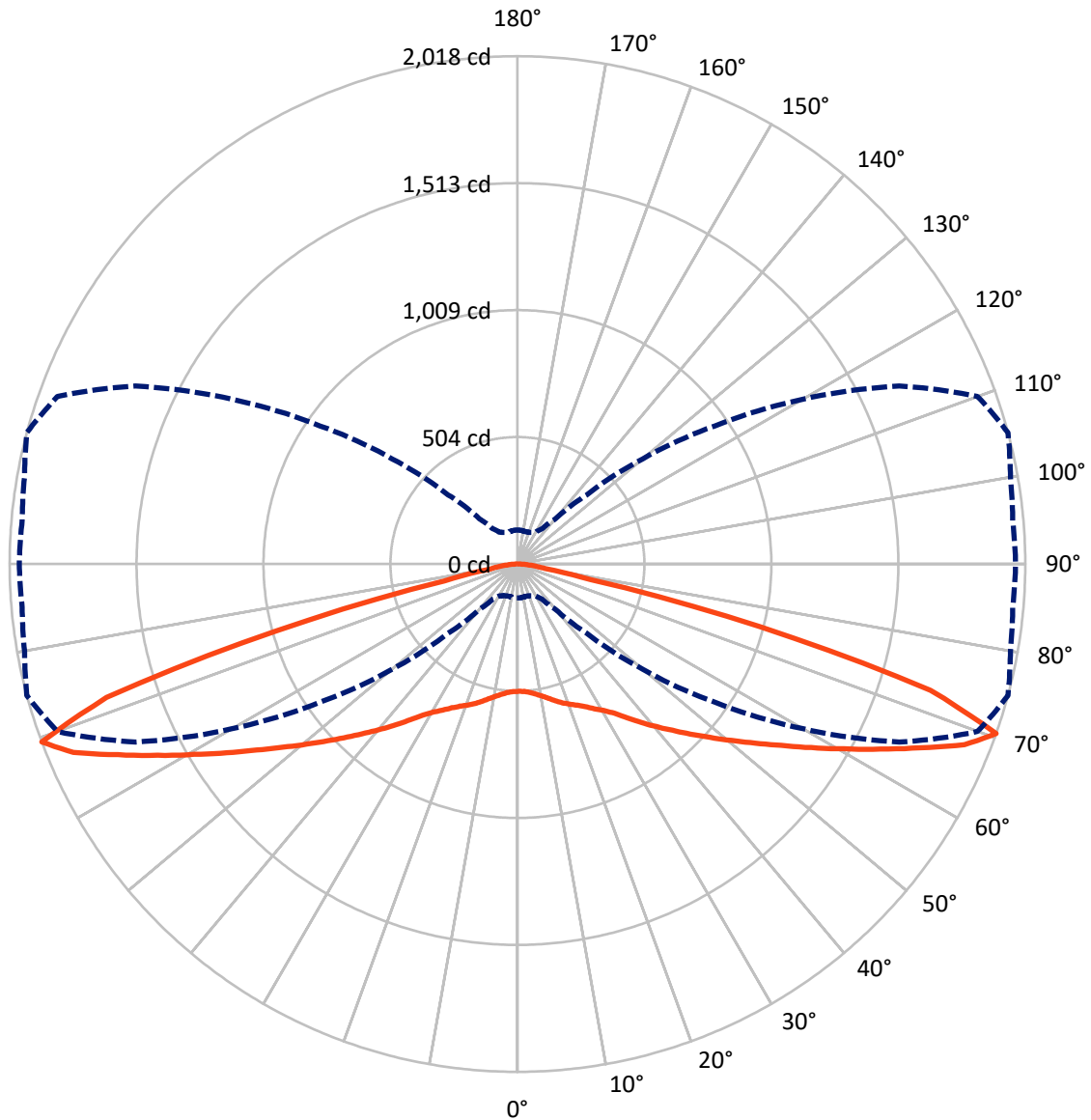
× Max cd
 - - - 1/2 Max cd



Based on 10 foot mounting height. Maximum calculated value = 5.1 fc
 Type II - Medium - Full Cutoff

REPORT NUMBER: P270151
CATALOG NUMBER: GWC-AF-01-LED-E1-RW-7027-800

Luminous Intensity Polar Plot



— Vertical Plane Through 75-Deg Lateral - - - Horizontal Cone Through 70-Deg Vertical

REPORT NUMBER: P270151

CATALOG NUMBER: GWC-AF-01-LED-E1-RW-7027-800

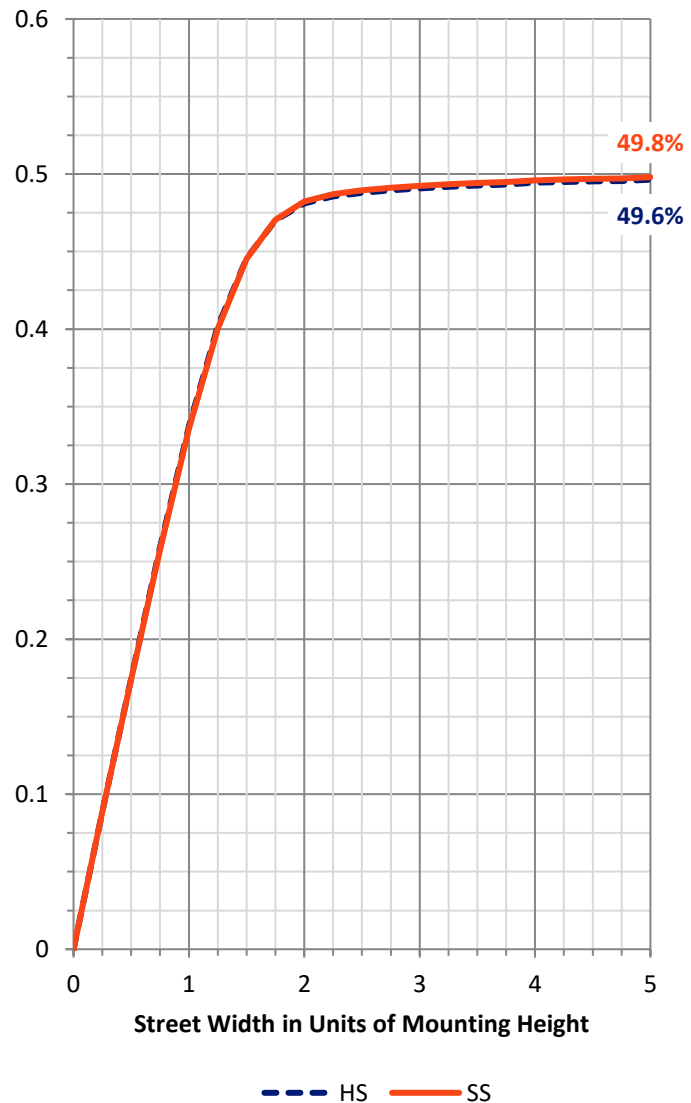
FLUX DISTRIBUTION:

		Downward	Upward	Total
House Side	Lumens	2280.5	0.0	2280.5
	% Fixture	50.0	0.0	50.0
Street Side	Lumens	2280.5	0.0	2280.5
	% Fixture	50.0	0.0	50.0
Total	Lumens	4560.9	0.0	4560.9
	% Fixture	100.0	0.0	100.0

ZONAL LUMENS:

Zone	Lumens	% Fixture
0°-10°	48.5	1.1
10°-20°	150.8	3.3
20°-30°	283.8	6.2
30°-40°	502.5	11.0
40°-50°	840.3	18.4
50°-60°	1171.0	25.7
60°-70°	1085.9	23.8
70°-80°	432.8	9.5
80°-90°	45.5	1.0
90°-100°	0.0	0.0
100°-110°	0.0	0.0
110°-120°	0.0	0.0
120°-130°	0.0	0.0
130°-140°	0.0	0.0
140°-150°	0.0	0.0
150°-160°	0.0	0.0
160°-170°	0.0	0.0
170°-180°	0.0	0.0
0°-90°	4560.9	100.0
0°-180°	4560.9	100.0

Coefficient of Utilization



REPORT NUMBER: P270151

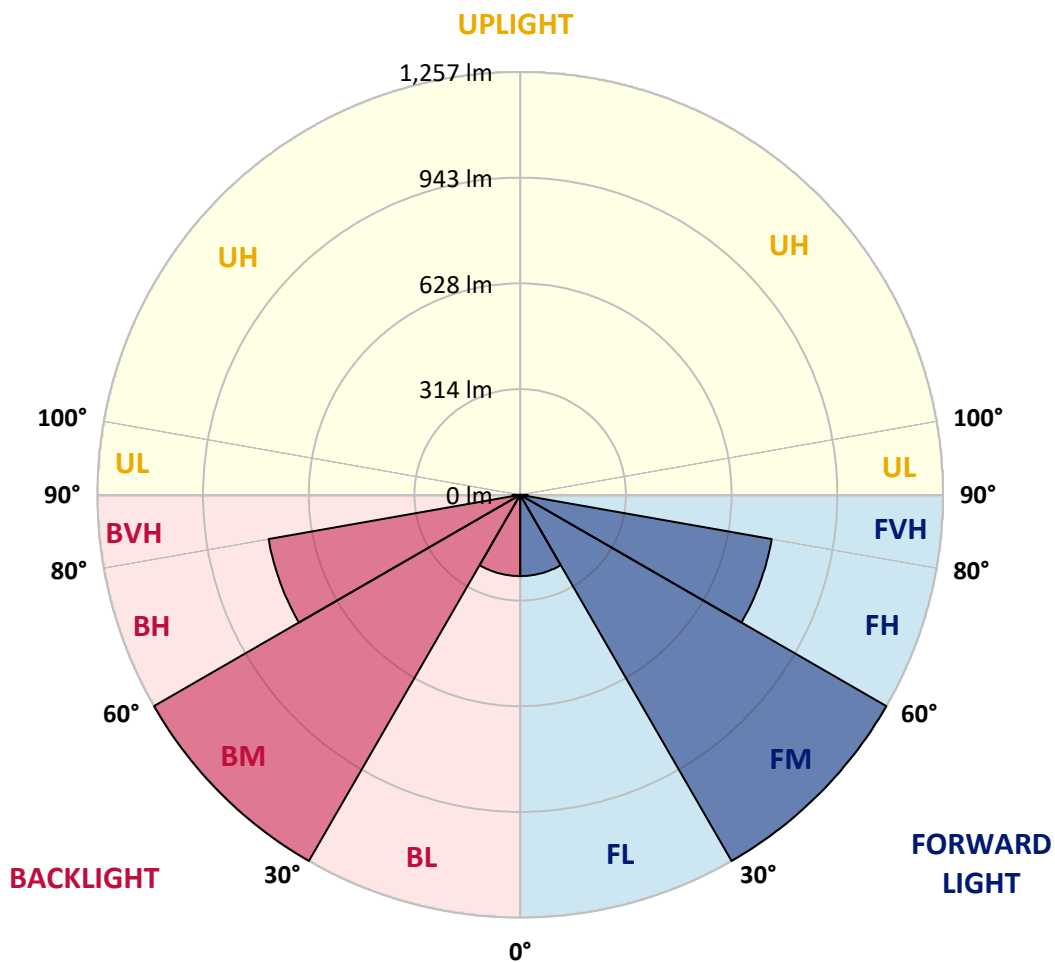
CATALOG NUMBER: GWC-AF-01-LED-E1-RW-7027-800

LUMINAIRE CLASSIFICATION SYSTEM LUMEN TABLE AND BUG RATING:

Zone		Lumens	% Fixture	Zone Rating/Lumen Limit		
				B	U	G
FL	(0°-30°)	241.5	5.3			
FM	(30°-60°)	1256.9	27.6			
FH	(60°-80°)	759.3	16.6			G1/1800
FVH	(80°-90°)	22.7	0.5			G1/100
BL	(0°-30°)	241.5	5.3	B1/500		
BM	(30°-60°)	1256.9	27.6	B2/2500		
BH	(60°-80°)	759.3	16.6	B2/1000		G2/1000
BVH	(80°-90°)	22.7	0.5			G1/100
UL	(90°-100°)	0.0	0.0		U0/0	
UH	(100°-180°)	0.0	0.0		U0/0	

BUG Rating: B2-U0-G2

Type II Medium





REPORT NUMBER: P270151

CATALOG NUMBER: GWC-AF-01-LED-E1-RW-7027-800

CANDELA DISTRIBUTION (FULL):

	0°	5°	10°	15°	20°	25°	30°	35°	40°	45°	50°
0°	505.9	505.9	505.9	505.9	505.9	505.9	505.9	505.9	505.9	505.9	505.9
2.5°	505.0	504.6	505.0	504.8	505.2	505.2	505.7	506.6	506.6	507.3	507.1
5°	500.0	499.8	500.5	501.2	501.9	503.1	504.4	506.4	507.8	508.9	510.0
7.5°	490.4	490.4	491.3	492.8	494.2	497.1	500.0	503.9	507.8	511.0	513.9
10°	482.4	482.8	483.9	486.5	489.0	493.3	497.5	503.1	508.5	513.9	518.2
12.5°	477.7	478.3	480.2	484.1	488.5	494.2	500.5	507.6	513.7	520.2	524.4
15°	479.2	479.6	482.4	487.2	492.8	500.0	508.5	517.0	524.0	530.9	536.7
17.5°	487.6	488.3	491.5	496.9	502.7	511.3	520.4	529.8	538.7	546.4	553.5
20°	502.7	503.3	507.5	513.2	520.2	529.0	538.1	548.0	557.8	566.0	574.0
22.5°	524.0	525.1	529.0	534.9	542.5	552.1	562.8	573.4	582.9	590.5	597.6
25°	552.1	554.4	558.0	564.6	572.7	581.4	593.1	603.8	612.9	619.9	625.1
27.5°	591.8	594.9	597.7	604.0	611.9	620.2	631.8	641.3	650.0	656.8	660.8
30°	644.4	647.6	650.4	656.4	663.7	671.5	682.4	690.8	696.2	701.7	701.4
32.5°	708.1	711.5	712.6	719.2	726.6	735.1	745.0	749.7	753.9	754.7	750.9
35°	779.5	781.2	785.5	794.1	802.7	809.6	819.2	821.5	821.5	818.3	809.6
37.5°	857.7	858.8	864.8	874.5	883.4	890.5	897.0	901.7	899.4	892.3	878.0
40°	943.5	945.5	954.1	962.7	972.5	979.3	986.2	987.1	984.6	974.5	954.9
42.5°	1025.4	1027.1	1035.7	1049.3	1062.2	1071.6	1078.0	1079.4	1071.8	1062.4	1038.1
45°	1095.9	1100.5	1111.7	1127.6	1146.3	1159.5	1168.3	1172.0	1165.3	1153.2	1124.9
47.5°	1151.7	1156.3	1172.2	1191.2	1214.5	1235.8	1250.4	1258.3	1256.5	1247.4	1216.7
50°	1192.7	1197.0	1214.1	1237.5	1264.6	1291.3	1316.1	1334.7	1341.2	1337.0	1308.9
52.5°	1197.4	1204.5	1224.7	1256.1	1291.5	1327.7	1363.2	1394.7	1416.0	1419.2	1398.3
55°	1131.2	1138.3	1166.4	1212.7	1265.4	1324.5	1381.4	1434.4	1476.4	1498.0	1487.0
57.5°	975.2	987.9	1017.4	1071.8	1149.1	1237.5	1328.2	1422.5	1508.1	1565.1	1576.2
60°	747.3	762.4	792.1	849.9	936.2	1041.6	1162.8	1302.0	1453.1	1581.6	1658.4
62.5°	479.3	493.6	524.9	575.2	645.4	759.6	889.6	1054.9	1257.9	1460.9	1643.5
65°	246.3	254.1	270.5	300.9	355.6	441.1	557.7	722.5	954.7	1204.9	1469.3
67.5°	156.0	157.6	161.2	165.6	179.5	209.0	263.5	366.1	557.2	818.3	1127.6
70°	134.9	134.9	133.2	132.6	134.2	138.3	146.9	170.7	235.1	388.4	650.4
72.5°	123.4	122.2	119.3	116.8	116.4	116.4	118.1	121.8	132.1	158.2	254.6
75°	113.8	110.1	106.1	103.2	102.1	101.1	100.9	101.5	103.7	107.7	121.6
77.5°	102.0	97.2	92.4	89.7	88.4	86.9	85.6	84.1	83.1	84.4	90.3
80°	87.8	82.4	78.7	77.0	75.6	73.5	70.6	68.1	65.8	65.2	69.0
82.5°	70.6	64.5	64.7	65.2	62.9	59.9	57.0	54.1	50.0	47.9	50.0
85°	57.1	53.9	52.5	56.5	53.0	48.5	43.7	38.7	32.2	27.2	29.6
87.5°	22.2	22.2	33.1	51.2	46.0	37.5	32.1	27.4	17.1	13.1	13.4
90°	0.0	0.0	0.0	0.0	0.0	0.0	0.0	0.0	0.0	0.0	0.0



REPORT NUMBER: P270151

CATALOG NUMBER: GWC-AF-01-LED-E1-RW-7027-800

CANDELA DISTRIBUTION (continued):

	55°	60°	65°	70°	75°	80°	85°	90°
0°	505.9	505.9	505.9	505.9	505.9	505.9	505.9	505.9
2.5°	506.7	507.3	507.1	506.7	506.7	506.6	506.7	506.7
5°	510.6	511.8	511.8	512.2	512.2	512.4	512.7	512.4
7.5°	516.4	518.4	519.7	521.2	521.5	521.6	522.0	521.6
10°	522.4	526.1	529.0	531.7	533.1	533.6	534.0	534.0
12.5°	529.6	535.0	540.1	544.9	547.2	548.5	548.5	549.5
15°	541.7	547.1	552.8	559.6	563.6	565.8	566.6	566.6
17.5°	558.7	563.4	568.4	574.8	580.0	582.9	583.4	583.3
20°	578.6	583.1	585.9	589.9	594.5	597.7	598.6	598.6
22.5°	601.1	603.8	604.2	605.5	609.2	613.5	615.3	615.9
25°	626.2	626.8	625.1	625.1	627.5	631.6	633.6	633.8
27.5°	658.5	655.4	651.0	649.5	651.0	655.8	658.1	658.9
30°	698.8	691.1	681.2	675.7	674.8	681.2	685.4	686.1
32.5°	745.0	733.7	720.6	709.7	706.8	710.6	715.9	715.7
35°	799.8	786.3	770.3	756.5	749.9	753.8	761.1	762.0
37.5°	862.9	845.5	827.1	809.5	799.3	800.4	808.1	810.7
40°	933.3	910.7	887.6	864.0	849.4	846.7	856.3	857.7
42.5°	1008.7	979.7	950.5	921.3	902.7	898.5	909.4	908.7
45°	1089.3	1052.2	1018.0	985.7	963.7	957.4	966.3	966.3
47.5°	1175.6	1130.0	1089.5	1052.8	1028.9	1019.5	1028.2	1028.9
50°	1267.2	1218.8	1171.1	1130.3	1101.7	1089.9	1101.1	1102.8
52.5°	1358.4	1311.3	1263.1	1216.7	1181.9	1167.4	1180.5	1186.0
55°	1450.9	1404.6	1358.6	1313.2	1272.0	1255.0	1268.8	1276.0
57.5°	1548.6	1505.6	1461.9	1416.0	1376.4	1349.9	1364.4	1374.0
60°	1663.0	1626.4	1580.8	1530.3	1490.2	1463.2	1471.7	1480.0
62.5°	1753.6	1767.8	1729.1	1670.6	1619.0	1584.6	1592.8	1601.6
65°	1709.8	1855.8	1890.0	1830.7	1759.4	1705.7	1702.3	1706.8
67.5°	1429.2	1712.6	1919.3	1975.8	1916.1	1841.5	1827.7	1834.3
70°	955.9	1309.1	1673.8	1945.4	2017.7	1988.8	1975.2	1979.2
72.5°	459.2	762.4	1135.5	1496.7	1716.5	1817.5	1849.7	1865.4
75°	168.0	302.6	547.2	824.7	995.6	1152.5	1255.0	1296.9
77.5°	101.2	122.2	174.8	263.3	298.1	333.7	319.8	326.9
80°	75.0	84.7	95.8	107.7	111.7	111.7	107.3	103.9
82.5°	52.6	58.8	64.1	70.6	72.5	69.2	57.0	45.3
85°	33.9	36.7	39.0	43.1	42.0	40.2	26.9	24.0
87.5°	15.5	17.6	18.5	20.5	19.7	18.8	13.4	11.1
90°	0.0	0.0	0.0	0.0	0.0	0.0	0.0	0.0

(END OF REPORT)